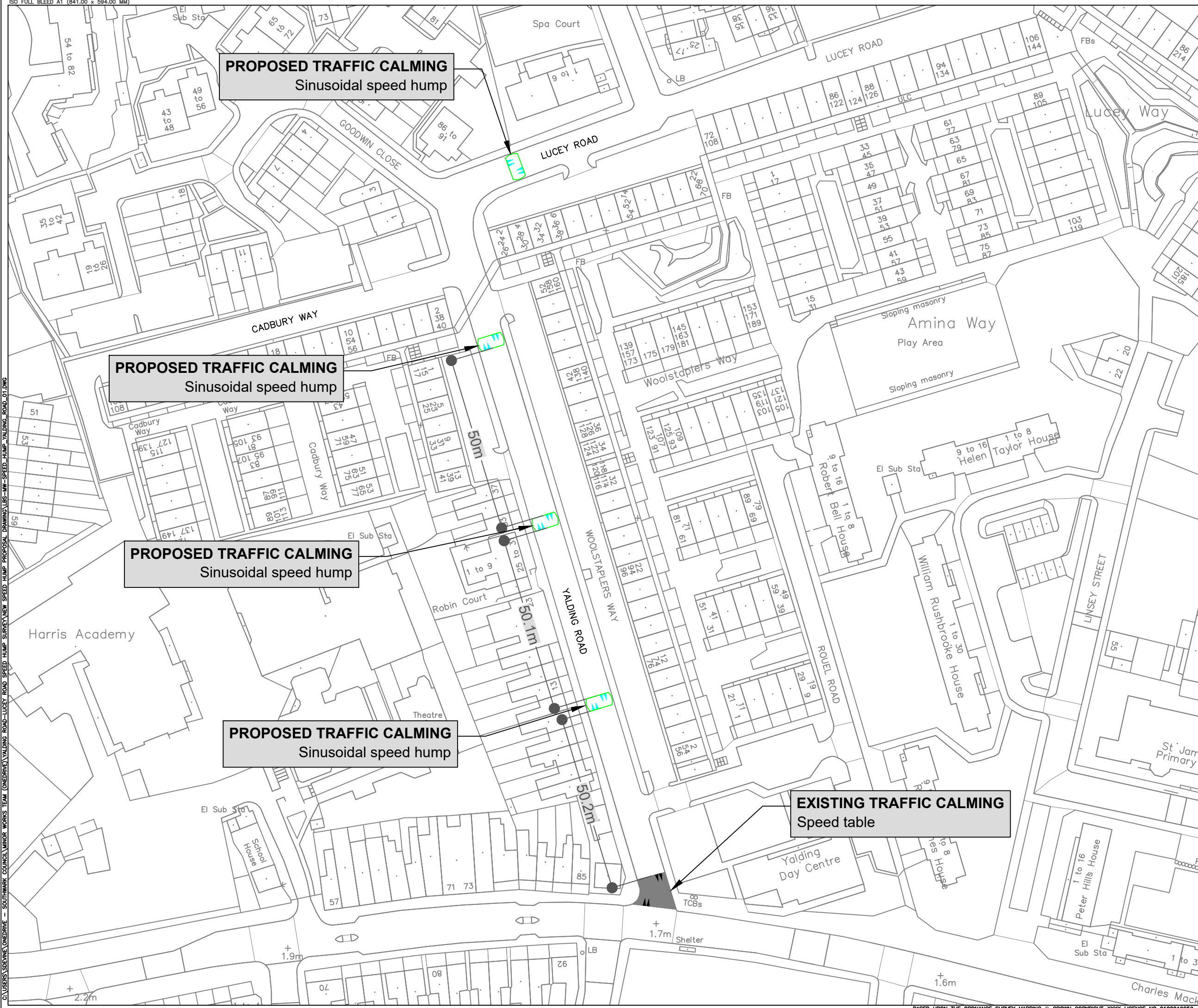


G:\USERS\SD\ONE DRIVE - SOUTHMARK COUNCIL\MINOR WORKS TEAM (ONEDRIVE)\YALDING ROAD - LUCEY ROAD SPEED HUMP SURVEY\NEW SPEED HUMP PROPOSAL DRAWING\LS-MW-SPEED\_HUMP\_YALDING\_ROAD\_01.DWG



**PROPOSED TRAFFIC CALMING**  
Sinusoidal speed hump

**PROPOSED TRAFFIC CALMING**  
Sinusoidal speed hump

**PROPOSED TRAFFIC CALMING**  
Sinusoidal speed hump



**PROPOSED TRAFFIC CALMING**  
Sinusoidal speed hump

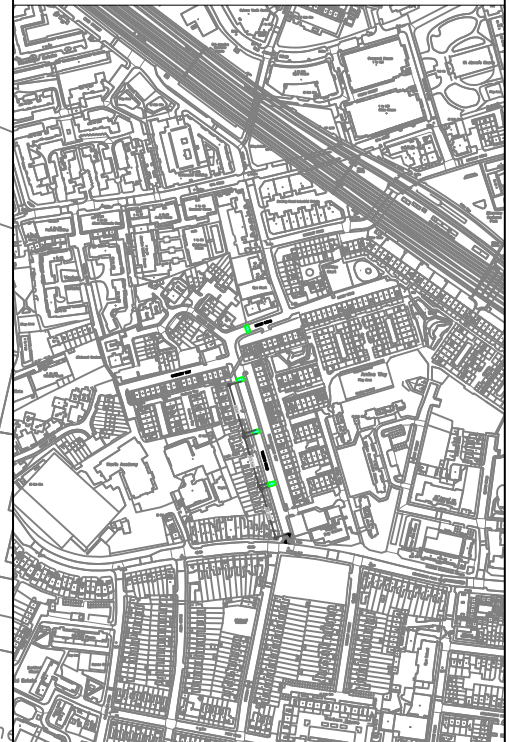
**EXISTING TRAFFIC CALMING**  
Speed table

**NOTES**

1. Dimensions in meters, unless otherwise stated.
2. This drawing should be read in conjunction with other relevant engineering details, drawings & specifications.
3. Any discrepancies should be reported to the design engineer immediately, so that clarification can be sought prior to the commencement of works.
4. The dimensions must be verified on site before construction.
5. All works are to be in accordance with Southwark borough council specification and standards.

**KEY**

-  PROPOSED HUMPS X 4  
Sinusoidal speed humps
-  EXISTING HUMPS X 1  
Speed table



DD/MM/YY	-	-	-
DD/MM/YY	-	-	-
DD/MM/YY	-	-	-
DD/MM/YY	-	-	-
A	25/07/23	OUTLINE DESIGN	SD GM GM
REV	DATE	REVISION DESCRIPTION / DETAILS	SD DRN CHKD APPRVD BY



PROJECT:		MINOR WORKS SPEED HUMP PROPOSALS YALDING ROAD & LUCEY ROAD	
DRAWING TITLE:		MASTER PLAN	
SHEET:		1 OF 1	
STATUS:		OD	
DRAWING NO:		LBS-MW-YALDING ROAD SPEED_HUMP_01	
DESIGNED BY:		SD	
CHECKED BY:		GM	
APPROVED BY:		GM	
DATE:		25/07/23	
SCALE:		1:20	
REV:		A	